

SDL/SEC/SH/15/2013-14

To  
Bombay Stock Exchange Limited  
Phiroze Jeejeebhoy Towers  
Dalal Street, Fort  
Mumbai – 400 001

April 11, 2014

Sub: Shareholding Pattern for the quarter 31/03/2014

Dear Sir,

We are pleased to enclosed herewith Shareholding Pattern for the quarter ended 31<sup>st</sup> March, 2014 as required under clause 35 of Listing Agreement.


Kindly take the information on records and oblige.

Thanking you,

Yours Faithfully,

For Schrader Duncan Limited

  
Nirnoy Sanyal  
Company Secretary



Encl. A/a

CIN No. L28991PN1961PLC139151


**Schrader Duncan Limited**  
*Registered Office*

F-33, Ranjangaon MIDC,  
Karegaon, Tal. Shirur,  
Dist. Pune – 412 209  
India


Board +91 2138 660-066  
Fax +91 2138 660-067  
Email [sdl@schraderduncan.com](mailto:sdl@schraderduncan.com)  
Web [www.schraderduncan.com](http://www.schraderduncan.com)

**Statement Showing Share Holding Pattern**  
Introductory sub-table (I) (a)

Name of the Company: <b>SCHRADER DUNCAN LIMITED</b>					
Scrip Code, Name of the scrip, class of security: <b>BSE 504908, SSDUNC, EQUITY</b>					
Quarter ended: <b>31st March, 2014</b>					
<b>Partly paid-up shares:-</b>		<b>No. of partly paid-up shares</b>	<b>As a % of total no. of partly paid-up shares</b>	<b>As a % of total no. of shares of the company</b>	
Held by Promoter / Promoter Group	0	0.0000	0.0000		
Held by public	0	0.0000	0.0000		
<b>Total</b>	<b>0</b>	<b>0.0000</b>	<b>0.0000</b>		
<b>Outstanding convertible securities:-</b>		<b>No. of outstanding securities</b>	<b>As a % of total No. of outstanding convertible securities</b>	<b>As a % of total no. of shares of the company, assuming full conversion of the convertible securities</b>	
Held by Promoter / Promoter Group	0	0.0000	0.0000		
Held by public	0	0.0000	0.0000		
<b>Total</b>	<b>0</b>	<b>0.0000</b>	<b>0.0000</b>		
<b>Warrants:-</b>		<b>No. of warrants</b>	<b>As a % of total no. of warrants</b>	<b>As a % of total no. of shares of the company, assuming full conversion of warrants</b>	
Held by Promoter / Promoter Group	0	0.0000	0.0000		
Held by public	0	0.0000	0.0000		
<b>Total</b>	<b>0</b>	<b>0.0000</b>	<b>0.0000</b>		
<b>Total paid-up capital of the company assuming full conversion of warrants and convertible securities</b>					<b>3696000</b>




Category Code	Category of shareholder (II)	Number of shareholders (III)	Total number of shares (IV)	Number of shares held in dematerialised form (V)	Total shareholding as a percentage of total number of		Shares pledged or otherwise encumbered		
					As a percentage of (A+B) (VI)	As a percentage of (A+B+C) (VII)	Number of shares (VIII)	As a percentage (IX) = (VIII)/(IV)*100	
(A)	Promoter and Promoter Group (II)								
1	Indian								
(a)	Individuals/Hindu Undivided Family	0	0	0	0.0000	0.0000	0	0.0000	
(b)	Central Government/State Government(s)	0	0	0	0.0000	0.0000	0	0.0000	
(c)	Bodies Corporate	2	2753836	2753836	74.5085	74.5085	0	0.0000	
(d)	Financial Institutions / Banks	0	0	0	0.0000	0.0000	0	0.0000	
(e)	Any Other (specify)	0	0	0	0.0000	0.0000	0	0.0000	
	<b>Sub Total (A)(1)</b>	<b>2</b>	<b>2753836</b>	<b>2753836</b>	<b>74.5085</b>	<b>74.5085</b>	<b>0</b>	<b>0.0000</b>	
2	Foreign								
(a)	Individuals (Non-Resident Individuals/Foreign Individuals)	0	0	0	0.0000	0.0000	0	0.0000	
(b)	Bodies Corporate	0	0	0	0.0000	0.0000	0	0.0000	
(c)	Institutions	0	0	0	0.0000	0.0000	0	0.0000	
(d)	Qualified Foreign Investors	0	0	0	0.0000	0.0000	0	0.0000	
(e)	Any Other (specify)	0	0	0	0.0000	0.0000	0	0.0000	
	<b>Sub Total (A)(2)</b>	<b>0</b>	<b>0</b>	<b>0</b>	<b>0.0000</b>	<b>0.0000</b>	<b>0</b>	<b>0.0000</b>	
	<b>Total Shareholding of Promoter and Promoter Group (A)=(A)(1)+(A)(2)</b>	<b>2</b>	<b>2753836</b>	<b>2753836</b>	<b>74.5085</b>	<b>74.5085</b>	<b>0</b>	<b>0.0000</b>	
(B)	Public shareholding								
1	Institutions								
(a)	Mutual Funds/UTI	0	0	0	0.0000	0.0000	-	-	
(b)	Financial Institutions / Banks	11	2255	1202	0.0610	0.0610	-	-	
(c)	Central Government/State Government(s)	0	0	0	0.0000	0.0000	-	-	
(d)	Venture Capital Funds	0	0	0	0.0000	0.0000	-	-	
(e)	Insurance Companies	0	0	0	0.0000	0.0000	-	-	
(f)	Foreign Institutional Investors	0	0	0	0.0000	0.0000	-	-	
(g)	Foreign Venture Capital Investors	0	0	0	0.0000	0.0000	-	-	
(h)	Qualified Foreign Investors	0	0	0	0.0000	0.0000	-	-	
(i)	Any Other (specify)	0	0	0	0.0000	0.0000	-	-	
	<b>Sub Total (B) (1)</b>	<b>11</b>	<b>2255</b>	<b>1202</b>	<b>0.0610</b>	<b>0.0610</b>	<b>0</b>	<b>0.0000</b>	




2 Non-institutions								
(a)	Bodies Corporate	84	40800	39848	1.1039	1.1039	-	-
(b) (i)	Individuals - shareholders holding nominal share capital up to Rs 1 Lakh	3641	737128	593141	19.9439	19.9439	-	-
(ii)	Individual shareholders holding nominal share capital in excess of Rs. 1 Lakh	7	142282	142282	3.8496	3.8496	-	-

Category code	Category of shareholder	Number of shareholders	Total number of shares	Number of shares held in dematerialised form	Total shareholding as a percentage of total number of			Shares pledged or otherwise encumbered	
					As a percentage of (A+B) (VI)	As a percentage of (A+B+C) (VII)	As a percentage of (VIII)/(IV)*100 (IX) =	Number of shares (VIII)	As a percentage (IX) = (VIII)/(IV)*100
(I)	(II)	(III)	(IV)	(V)	(VI)	(VII)	(VIII)	(IX)	
(c)	Qualified Foreign Investors	0	0	0	0.0000	0.0000	-	-	
(d)	Any Other								
i	Non Resident Indians (Repat)	17	5031	3123	0.1361	0.1361	-	-	
ii	Non Resident Indians (Non Repat)	19	7418	6969	0.2007	0.2007	-	-	
iii	Foreign Companies						-	-	
iv	market maker	14	7250	7250	0.1962	0.1962	-	-	
v	Directors / Relatives						-	-	
vi	Trusts						-	-	
	Sub Total (B)(2)	3782	939909	792613	25.4304	25.4304	-	-	
	Total Public Shareholding Public Group (B)=(B)(i)+(B)(2)	3793	942164	793815	25.4914	25.4914	-	-	
	Total (A)+(B)	3795	3696000	3547651	100.0000	100.0000	-	-	
(C)	Shares held by custodians and against which Depository Receipts have been issued								
i	Promoter and Promoter group	0	0	0	0.0000	0.0000	0	0.0000	
ii	Public	0	0	0	0.0000	0.0000	0	0.0000	
	Sub Total (C)	0	0	0	0	0	0	0	
	GRAND TOTAL (A)+(B)+(C)	3795	3696000	3547651	100.0000	100.0000	0.0000	0.0000	



(1)(b) Statement showing holding of securities (including shares, warrants, convertible securities) of persons belonging to the category "Promoter and Promoter Group"

Sr. No.	Name of the shareholder	Details of Shares held		Encumbered shares			Details of warrants		Details of convertible securities		Total shares (including underlying shares assuming full conversion of warrants and convertible securities) as a % of diluted share capital
		Number of shares held	As a % of grand total (A)+(B)+(C)	No.	As a percentage (VI)=(V)/II 1)*100	As a % of grand total (A)+(B)+(C) of sub-clause (I)(a)	Number of warrants held	As a % total number of warrants of the same class	Number of convertible securities held	As a % total number of convertible securities of the same class	
(I)	(II)	(III)	(IV)	(V)	(VI)	(VII)	(VIII)	(IX)	(X)	(XI)	(XII)
1	COSMOPOLITAN INVESTMENTS LTD	905336	24.4950	0	0.00	0.00					
2	ORIENTAL CARBON AND CHEMICALS LTD	1848500	50.0135	0	0.00	0.00					
	<b>TOTAL</b>	<b>2753836</b>	<b>74.5085</b>	<b>0</b>	<b>0.0000</b>	<b>0.0000</b>					




(1)(c)(i) Statement showing holding of securities (including shares, warrants, convertible securities) of persons belonging to the category "Public" and holding more than 1% of the total number of shares

Sr. No.	Name of the shareholder	Number of shares held	Shares as a percentage of total number of shares i.e., Grand Total (A)+(B)+(C) indicated in Statement at para (1)(a) above	Details of warrants		Details of convertible securities		Total shares (including underlying shares assuming full conversion of warrants and convertible securities) as a % of diluted share capital
				Number of warrants held	As a % total number of warrants of the same class	Number of convertible securities held	% w.r.t total number of convertible securities of the same class	
1	Nil		0.0000					
	TOTAL	0	0.0000					

(1)(c)(ii) Statement showing holding of securities (including shares, warrants, convertible securities) of persons (together with PAC) belonging to the category "Public" and holding more than 5% of the total number of shares of the company


Sr. No.	Name(s) of the shareholder(s) and the Persons Acting in Concert (PAC) with them	Number of shares	Shares as a percentage of total number of shares i.e., Grand Total (A)+(B)+(C) indicated in Statement at para (1)(a) above	Details of warrants		Details of convertible securities		Total shares (including underlying shares assuming full conversion of warrants and convertible securities) as a % of diluted share capital
				Number of warrants	As a % total number of warrants of the same class	Number of convertible securities held	% w.r.t total number of convertible securities of the same class	
1	Nil		0.0000					
	TOTAL	0	0.0000					



(I)(d)	Statement showing details of locked-in shares		
Sr. No.	Name of the shareholder	Number of Locked in Shares	Locked-in shares as a percentage of total number of shares (i.e., Grand Total (A)+(B)+(C) indicated in Statement at para (I)(a) above)
1	NIL	NIL	NIL
TOTAL	NIL	NIL	NIL



(II)(a)	Statement showing details of Depository Receipts (DRs)	Sr. No.	Type of outstanding DR (ADRs, GDRs, SDRs, etc.)	Number of outstanding DRs	Number of shares underlying outstanding DRs	Shares underlying outstanding DRs as a percentage of total number of shares i.e., Grand Total (A)+(B)+(C) indicated in Statement at para (I)(a) above}
1	NIL	NIL	NIL	NIL	NIL	NIL
	TOTAL	NIL	NIL	NIL	NIL	NIL





Statement showing holding of Depository Receipts (DRs), where underlying shares held by  
 "Promoter/ Promoter Group" are in excess of 1% of the total number of shares  
 (II) (b)

Sr. No.	Name of the DR Holder	Type of outstanding DR (ADRs, GDRs, SDRs, etc.)	Number of shares underlying outstanding DRs	Shares underlying outstanding DRs as a percentage of total number of shares {i.e., Grand Total (A)+(B)+(C) indicated in Statement at para (I)(a) above}
1	NIL	NIL	NIL	NIL
	TOTAL	NIL	NIL	NIL

